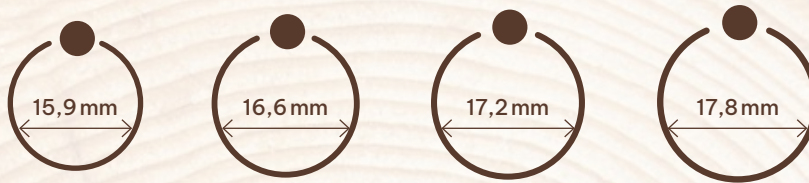


This is how you can simply and easily determine the **perfect ring size** for yourself:

## METHOD A:

Do you already have a ring that fits you perfectly but you don't know the size? No problem - just measure **the inner diameter** of your jewelry piece and you'll already know the ideal measurements.



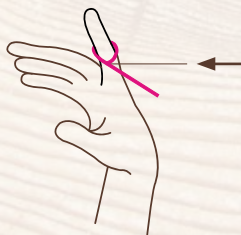
EU:	50 mm	52 mm	54 mm	56 mm
GB:	K	L+1/2	N	P
USA:	5.3 (5)	6.1 (6)	6.8 (6-)	7.6 (7-)
FR/IT:	10	12	14	16

## METHOD B:

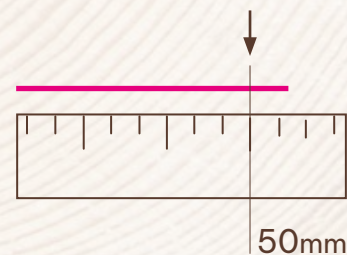
→ **For this**, you'll need a piece of string and a ruler  
**! Tip!** Instead of string, you can also use a strip of paper or simply a measuring tape as an alternative.

→ **This is how it works:**

01. Wrap the string around your finger and mark the place where the string meets itself.



02. Now measure the piece of string to determine the perfect ring size



**Do you still have questions?**

Our Customer [Support Team](#) will be happy to offer you the best advice.